

CB 12s

GENERAL DESCRIPTION

The CB range of low profile subwoofers are intended to be heard and not seen. The trend for high standard interiors in entertainment and catering venues requires subs to be incorporated without taking up valuable floor space.



CB 12s is a 400 Watt, single 12" (300 mm) band-pass sub-woofer. It can be placed under the seat, next to a column and can be easily mounted on the ceiling and walls. It can also conveniently be built into stages, steps and vertical columns, creating an illusion of invisible subwoofers.

For demanding applications, the CSC Maestro MS 26 controller is configured to perform and its EQ and limiter functions are preloaded in the controller. CF 5 and CC 8 are a perfect match for CB 12s.

FEATURES

- ✓ Compact, high-performance, band-pass 12" subwoofer
- ✓ Fast, integral wall/ ceiling mounting clamp
- ✓ Easy and fast to install
- ✓ Can retrofit in an existing venue

SYSTEM APPLICATIONS

- ✓ Lounges and bars
- ✓ Gyms
- ✓ Museums and A Vspaces
- ✓ Hotels
- ✓ Homes

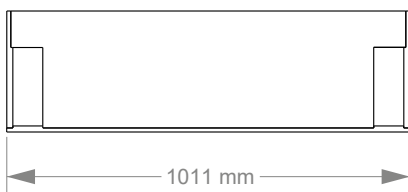
SYSTEM SPECIFICATIONS

Type	Compact, Band pass sub-bass system
Frequency Response (1)	45 Hz-150 Hz \pm 3 dB
Drivers	LF: 1 x 12" (300 mm) with a 3" (77 mm) voice coil LF
Recommended Amplifier Upto	800 Watts
Sensitivity (1 Watt/1 metre)	98 dB
Maximum SPL (9)	122 dB continuous, 127 dB Max
Nominal Impedance	8 Ohms
Dispersion	Omni
Crossover	100 Hz active / passive low pass filter
Enclosure	Baltic birch ply
Finish	Textured black paint
Protective Grille	None
Connectors	2 x Neutrik NL4
Pin Connections	Input \pm 1, Link through: \pm 2
Standard Colours	Black
Fittings	Rubber feet / Flying system
Dimensions - Product	(W) 1011 mm x (H) 311 mm x (D) 300 mm
Dimensions - Including packing	(W) 1031 mm x (H) 331 mm x (D) 324 mm
Horn	NA
Rated Continuous Power AES	400 Watts
Rated Maximum Power/Program Power	800 Watts
Peak Power	1600 Watts
Accessories	Ceiling mount kit
Net weight	28 kgs
Shipping Weight	31 kgs

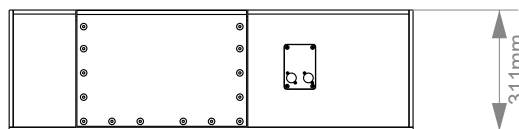
Sub-woofers measured at half space @ 1 watt/1 meter using band limited pink noise. In the en-deavour to continuously improve the product with design refinements introduced into existing products. Any current CSC product may differ in some respect from its published description. However this will always equal or exceed the original design specifications. Every CSC product is built to the highest standards and tested to ensure that it meets the performance criteria specified.

SAFETY INSTRUCTIONS

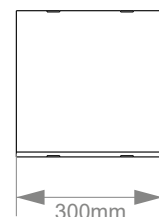
- ÿ When flying speakers, appropriate hardware and techniques must be employed for safely suspending the enclosures.
- ÿ Ensure all instructions that appear on specific loudspeaker datasheets are followed.
- ÿ All speaker hardware and flying apparatus must be regularly inspected for any visual or mechanical failure.
- ÿ Leave adequate distance between speakers and the audience. Refer to your local authority for Health and Safety guidance when using loudspeaker systems.
- ÿ The CSC digital controller should only be programmed by a CSC authorized technician. Do not use CSC loudspeaker systems without the correct controller and the program. If a system fails due to incorrect controller use, warranty is void.
- ÿ Protect your speakers and electronics from exposure to humidity, water or rain.
- ÿ CSC loudspeakers and electronics are covered against defects in workmanship or materials for a period of two years from the original date of purchase. The CSC warranty **does not cover** any item which in CSC's opinion has failed due to user abuse, accident, modifications.
- ÿ The defective item will be repaired/replaced with no charge for materials or labour. However the item should be adequately packed and dispatched, pre-paid, to a CSC authorized distributor/service center.



Front View



Rear View



Side View