

RR 218s

GENERAL DESCRIPTION

This reflex-loaded, 2000 Watt, dual 18"(450mm) sub-woofer is the main system to be used with the Cello series top cabinets. Perfect for use in fixed installation and mobile application, the RR 218s is an extremely versatile subwoofer for integrators. It has been specially designed keeping live bands in mind.

For demanding applications, the CSC Maestro MS 26 controller is configured to perform and its EQ and limiter functions are preloaded in the controller. CC 8, CF 10, CF 12, CF 15, CF 12h, RR 212h, RR 15h and RR 15hl are a perfect match for RR 218s.



FEATURES

- ✓ High-performance, reflex-loaded, dual 18" subwoofer
- ✓ Easy to install
- ✓ Can retrofit into existing venues
- ✓ Standard accessories include top hat and rubber feet

SYSTEM APPLICATIONS

- ✓ Large concerts and live performances
- ✓ Nightclubs

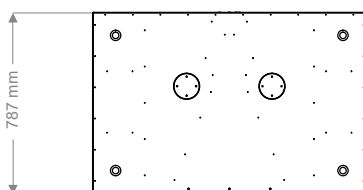
SYSTEM SPECIFICATIONS

| | |
|----------------------------------|---|
| Type | Reflex loaded subwoofer |
| Frequency Response (1) | 34 Hz-300 Hz \pm 3 dB |
| Drivers | LF: 2 x18" (450 mm) with a 4" (100 mm) voice coil |
| Recommended Amplifier Upto | 3000 Watts |
| Sensitivity (1 Watt/1 metre) | 102 dB |
| Maximum SPL (9) | 133 dB continuous, 139 dB Max |
| Nominal Impedance | 4 Ohms |
| Dispersion | Omni |
| Crossover | LPF 100 Hz |
| Enclosure | Baltic birch ply |
| Finish | Textured black paint |
| Protective Grille | Perforated steel |
| Connectors | 2 x Neutrik NL8 |
| Pin Connections | Input : \pm 1, Link through: \pm 2 |
| Standard Colours | Black |
| Fittings | Rubber feet, Top hat |
| Dimensions - Product | (W) 1198 mm x (H) 561 mm x (D) 787 mm |
| Dimensions - Including packing | (W) 1222 mm x (H) 585 mm x (D) 815 mm |
| Horn | NA |
| Rated Continuous Power AES | 2000 Watts |
| Rated Maxium Power/Program Power | 3000 Watts |
| Peak Power | 6000 Watts |
| Accessories | Castors, Felted waterproof covers, Speaker poles |
| Net weight | 84 kgs |
| Shipping Weight | 90 kgs |

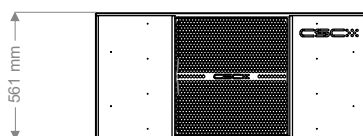
Subwoofers measured on axis in half space @ 1 watt/1 meter using band limited pink noise. In the en-deavour to continuously improve the product with design refinements introduced into existing products. Any current CSC product may differ in some respect from its published description. However this will always equal or exceed the original design specifications. Every CSC product is built to the highest standards and tested to ensure that it meets the performance criteria specified.

SAFETY INSTRUCTIONS

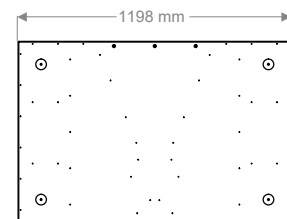
- ÿ When flying speakers, appropriate hardware and techniques must be employed for safely suspending the enclosures.
- ÿ Ensure all instructions that appear on specific loudspeaker datasheets are followed.
- ÿ All speaker hardware and flying apparatus must be regularly inspected for any visual or mechanical failure.
- ÿ Leave adequate distance between speakers and the audience. Refer to your local authority for Health and Safety guidance when using loudspeaker systems.
- ÿ The CSC digital controller should only be programmed by a CSC authorized technician. Do not use CSC loudspeaker systems without the correct controller and the program. If a system fails due to incorrect controller use, warranty is void.
- ÿ Protect your speakers and electronics from exposure to humidity, water or rain.
- ÿ CSC loudspeakers and electronics are covered against defects in workmanship or materials for a period of two years from the original date of purchase. The CSC warranty **does not cover** any item which in CSC's opinion has failed due to user abuse, accident, modifications.
- ÿ The defective item will be repaired/replaced with no charge for materials or labour. However the item should be adequately packed and dispatched, pre-paid, to a CSC authorized distributor/service center.



Top View



Front View



Bottom View